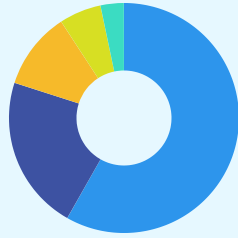




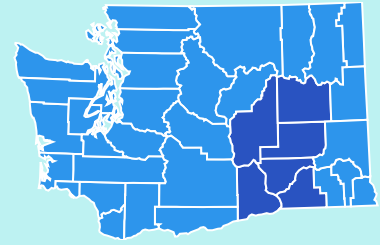
Columbia Basin Project Economic Contribution

\$2.66 Billion



annual crop production value, with another **\$2.67 billion** supported by CBP crops in local animal production and food processing

- Fruit (Orchard & Vineyard)
- Vegetables/Melons/Potatoes
- Hay & Other
- Grain & Dry Beans
- Nursery




6 Counties

closely linked to CBP irrigation



65,900 jobs

employment supported by CBP nationwide (45,000 jobs in Washington)



\$4.0 Billion

labor income annually supported by CBP nationwide (\$2.7 billion in Washington)



Over 1 million

recreation visits annually supported by CBP infrastructure (not including Lake Roosevelt)



\$875 million

tax revenues annually supported by CBP nationwide (\$108.3 million in Washington)



8.9 million

Number of Americans that can be fed by the amount of food grown in the CBP